

Cutting Template

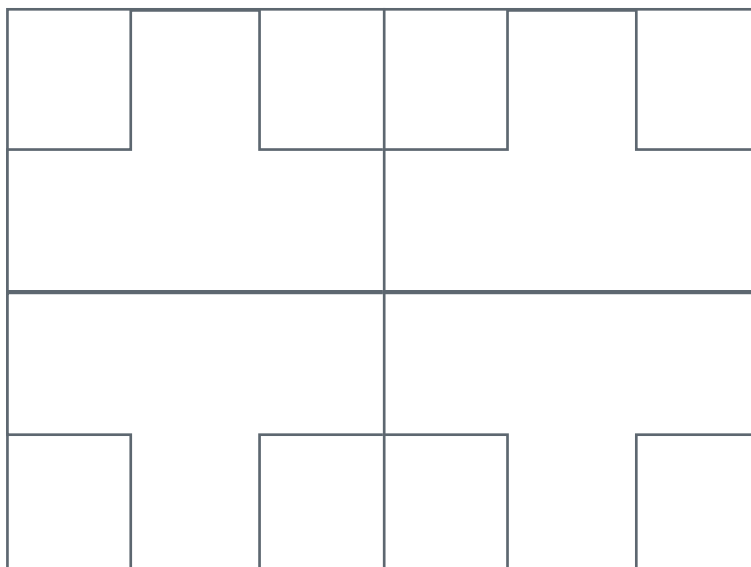
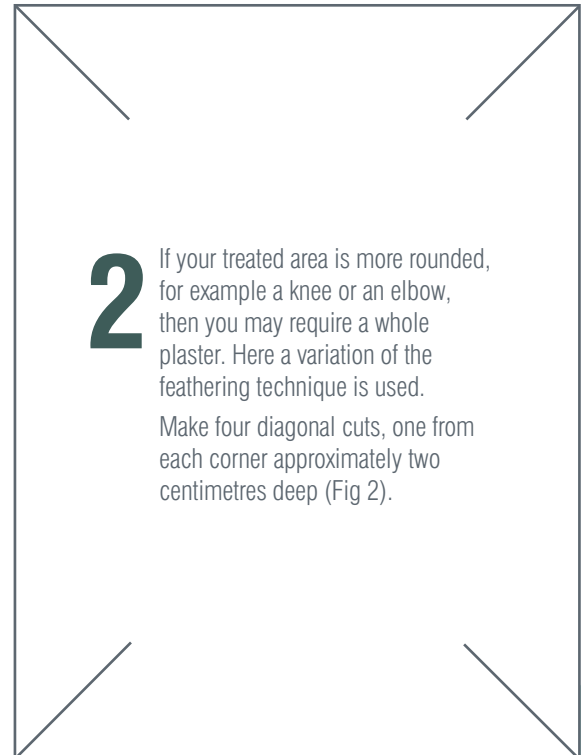
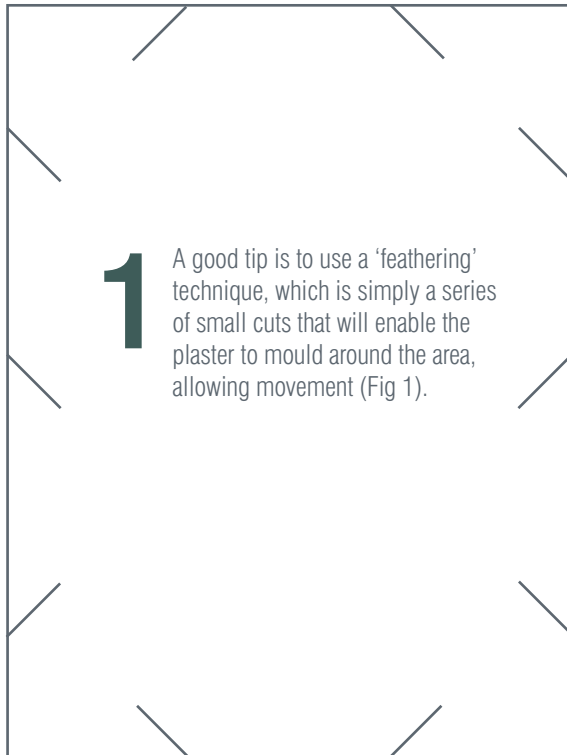
As a patient with an inflammatory skin condition, you have been prescribed BETESIL medicated plasters.

If required, the plaster can be cut to size as appropriate and placed directly over your skin lesion, minimising contact with healthy skin tissue.

The plaster delivers a controlled, measured amount of steroid over a 24-hour period.

You will find the plaster has a gentle yet efficient adhesive.

Combined with the cutting techniques below, this will ensure the plaster stays in place.



You can help to make sure that medicines remain as safe as possible by reporting any unwanted side effects via the internet at www.mhra.gov.uk/yellowcard Alternatively you can call Freephone 0800 731 6789 (available from 10am to 2pm Mondays to Fridays) or fill in a paper form available from your local pharmacy.

Date of Preparation: November 2021

See our online video and cutting templates
at betesil.co.uk